



Everything you need to know about

# Registering at a school in the Eindhoven Kempenland region



for the  
2025-2026  
school year



RSV PVO



## Participating schools

Aloysius/De Roosten	<a href="http://www.aloysiusderoosten.nl">www.aloysiusderoosten.nl</a>
t Antoon	<a href="http://www.antoonschellenscollege.nl">www.antoonschellenscollege.nl</a>
Augustinianum	<a href="http://www.augustinianum.nl">www.augustinianum.nl</a>
De Rooi Pannen	<a href="http://www.derooopannen.nl">www.derooopannen.nl</a>
Eckartcollege	<a href="http://www.eckartcollege.nl">www.eckartcollege.nl</a>
Frits Philips lyceum-mavo	<a href="http://www.fritsphilips.eu">www.fritsphilips.eu</a>
Heerbeek College	<a href="http://www.heerbeek.nl">www.heerbeek.nl</a>
Helder havo/vwo	<a href="http://www.helderhavovwo.nl">www.helderhavovwo.nl</a>
Huygens Lyceum	<a href="http://www.huygenslyceum.nl">www.huygenslyceum.nl</a>
Kempenhorst College	<a href="http://www.kempenhorst.nl">www.kempenhorst.nl</a>
Lorentz Casimir Lyceum	<a href="http://www.lcl.nl">www.lcl.nl</a>
Montessori College Eindhoven	<a href="http://www.mc-eindhoven.nl">www.mc-eindhoven.nl</a>
Novalis College	<a href="http://www.novalis.nl">www.novalis.nl</a>
Nuenens College	<a href="http://www.nuenenscollege.nl">www.nuenenscollege.nl</a>
Olympia	<a href="http://www.olympiadatzijnwij.nl">www.olympiadatzijnwij.nl</a>
Pius X-College	<a href="http://www.piusx-college.nl">www.piusx-college.nl</a>
Rythovius College	<a href="http://www.rythovius.nl">www.rythovius.nl</a>
SG Were Di	<a href="http://www.weredi.nl">www.weredi.nl</a>
Sint- Joriscollege	<a href="http://www.sintjoriscollege.nl">www.sintjoriscollege.nl</a>
SintLucas	<a href="http://www.sintlucas.nl">www.sintlucas.nl</a>
Sondervick College	<a href="http://www.sondervick.nl">www.sondervick.nl</a>
Stedelijk College Eindhoven Henegouwenlaan	<a href="http://www.stedelijkcollege.nl">www.stedelijkcollege.nl</a>
Stedelijk College Eindhoven Oude Bossche Baan	<a href="http://www.stedelijkcollege.nl">www.stedelijkcollege.nl</a>
Strabrecht College	<a href="http://www.strabrecht.nl">www.strabrecht.nl</a>
Vakcollege Eindhoven	<a href="http://www.vakcollegeeindhoven.nl">www.vakcollegeeindhoven.nl</a>
Van Maerlantlyceum	<a href="http://www.vanmaerlantlyceum.nl">www.vanmaerlantlyceum.nl</a>
Yuverta vmbo	<a href="http://www.yuverta.nl/vmbo/scholen/vmbo-eindhoven">www.yuverta.nl/vmbo/scholen/vmbo-eindhoven</a>
Yuverta het groene lyceum	<a href="http://www.yuverta.nl/het-groene-lyceum/scholen/het-groene-lyceum-eindhoven">www.yuverta.nl/het-groene-lyceum/scholen/het-groene-lyceum-eindhoven</a>

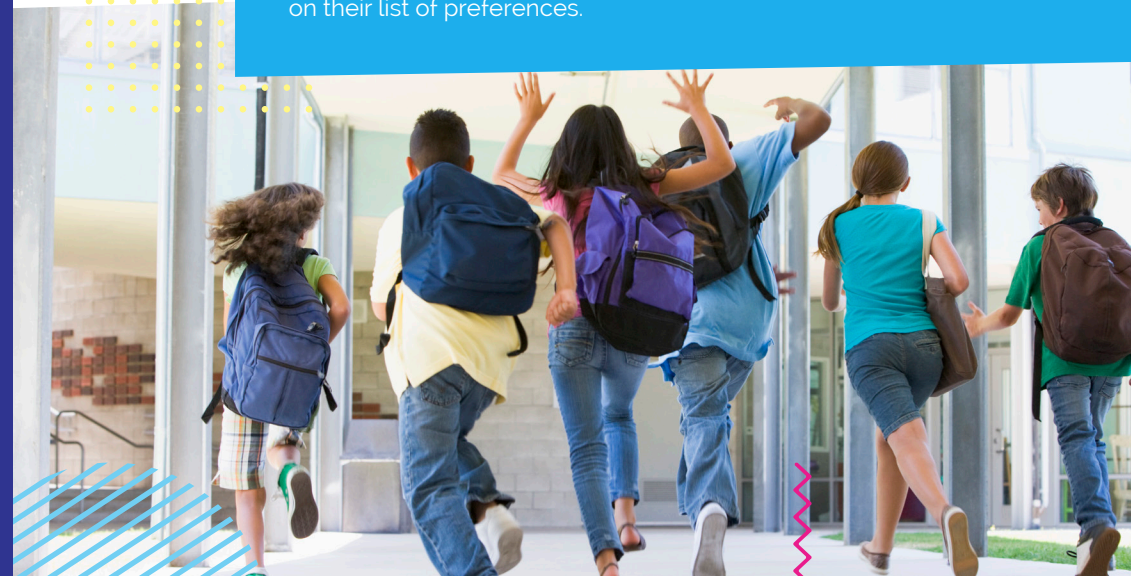
*The information about registration in this brochure does not apply to Praktijkonderwijs (employment-oriented education), Voortgezet Speciaal Onderwijs (special secondary education) and Eerste Opvang Anderstaligen (reception class for non-Dutch speakers)/ Global College/ISK Wereldklas. Please consult the websites of the individual schools.*

## Dear pupil,

You'll be starting secondary school in the Eindhoven Kempenland region next year. How exciting, and perhaps a bit overwhelming! In Eindhoven Kempenland we use a central registration system for allocating pupils to schools. This brochure tells you how this system works and what it means for you.

## About the allocation process

All the schools in the Eindhoven Kempenland region work together to ensure that wherever possible pupils can go to the school of their choice. They do this by indicating the maximum number of places in the transition class (brugklas) in the same system. This system is called LDOS. As a pupil, during registration week you submit a list of preferences to LDOS. LDOS then allocates all pupils to a school. If more pupils register for a school than there are places available, a draw is held to allocate places. Wherever possible pupils are allocated to the first school on their list of preferences.



# How to register, step-by-step

## 1 Choosing schools

The secondary schools organise open days and activities especially for pupils in groups 7 and 8 of the primary schools. These activities give you a good idea of which school will suit you best.

See also: [www.vo-gids.nl](http://www.vo-gids.nl)

## 3 Plan your registration interview\*

From 18 March you'll find a scheduling link (datum-prikker) on the school websites. You can use this link to register for an interview at the school of your first choice; check the school's website to see whether you need to do this. Registration interviews are mandatory in the following situations:

- ▶ You're transferring to the transition class from Stedelijk College EOA (Eerste Opvang Anderstaligen), Global College or ISK Wereldklas.
- ▶ You come from a primary school outside the Eindhoven Kempenland region and don't have log-in details for LDOS.

\* *aanmeldgesprek*

## 2 Transfer test\* and secondary school recommendation

You'll take your transfer test at the end of January or beginning of February. You'll then receive your recommendation no later than 24 March.

\* *doorstroomtoets*

## 4 Central Registration Week

Submit your list of preferred schools\* during Central Registration Week (25 to 31 March). You put the school of your first choice at the top of the list, followed by your next preference, etc. You need to submit three schools. You're permitted to choose a maximum of two different types of transition class (that match your recommendation) for each school on your list of preferences.

## 5 Allocation result

On Thursday 3 April from 4 pm, you and your parent(s)/carer(s) will be able to see which school and which type of transition class you have been allocated to via the parents' portal. You'll receive confirmation by email from the school to which you've been allocated.

## 6 Admission

You'll receive confirmation of your admission to the school no later than 12 May. In principle, a school can only reject you if it's unable to provide the support you need. The school will contact your primary school about this and discuss your case. In this exceptional situation, the school of registration has a duty to find you a more appropriate school within the regional partnership. The school will always do this in consultation with your parent(s)/carer(s).

## 7 Introduction

On 18 June you'll meet your classmates and mentor at your new school!

\* See more information on the list of preferences

## How do you submit your list of preferences?

➤ If you go to a primary school in the Eindhoven Kempenland region, your parent(s)/carer(s) will have received an email containing log-in details for the parents' portal in LDOS. If you haven't received an email, ask your primary school teacher about this. If you go to a school outside the Eindhoven Kempenland region or are transferring to the transition class from the Stedelijk College EOA/ Global College/ISK Wereldklas, schedule a registration interview at the school of your first choice during Central Registration Week. In this case, the school will create the LDOS account for you.

➤ Check your details in LDOS. These details have been prefilled by the primary school.

➤ List your preferred schools in the central registration system. You may only select schools and types of transition classes that match your recommendation. The central LDOS system allocates you to a school based on this list. The goal is to allocate as many pupils as possible to the school of their first choice.

➤ Some schools apply priority rules, for example giving priority to pupils with a (half) brother/sister or parent/carer at the school. If you want to attend Novalis, you will be given priority if you come from a Waldorf/Steiner school (vrije school). Consult the websites of the individual schools for more information. You can indicate in LDOS whether you have priority and why. If your priority status is approved, you don't need to participate in a draw.

➤ You may only register for Sint Lucas if you've been selected based on your creative skills. Also in the case of Helder, you must first check whether you meet the admission criteria. Consult the websites of the individual schools for more information.






➤ For each school, indicate the type of transition class you prefer. If applicable, you can place a school on your list of preferences twice, with two different types of transition class (that match your recommendation). This means that your list of schools contains a minimum of three and a maximum of six preferences (three schools, each with two different types of transition class).

➤ Confirm your registration. You can see the schools of your choice in the parents' portal.


## How does the allocation process work?

➤ The computer allocates all pupils to a school via the central system. The notary checks that the allocation process and any draws have been carried out correctly. We use the Boston algorithm for this in Eindhoven Kempenland. This means that allocation takes place in several rounds.



➤ In the first round, for each school the system checks how many pupils have chosen this school first in their list of preferences. If the school has enough available places, all these pupils are definitively allocated to this school. If a school doesn't have enough available places, a draw is held among all the pupils who have put this school first on their list. Pupils with an allocated priority rule are always assured of a place. The algorithm determines which pupils are allocated a place at a school. The pupils who haven't been allocated a place go through to the second (or third) round.



➤ In the second round, allocation takes place among the remaining pupils based on the second school on their list of preferences. If the second school on the list still has enough available places, the pupils are allocated to this school. If there are fewer places than pupils, another draw is held. If the second school on the list of preferences is already full after the first round, the pupils go through to a third round.



➤ In the third round, allocation takes place among the remaining pupils from the second round, this time the allocation process is based on the third school on their list of preferences. This process continues until all pupils have been allocated to a school on their list of preferences. In the exceptional situation that a pupil cannot be allocated to one of the schools on their list of preferences, the regional partnership's (regionaal samenwerkingsverband) admissions committee will seek an appropriate solution in consultation with the pupil's parent(s)/carer(s). This may be a school that isn't on the pupil's list of preferences.




This brochure has been compiled on behalf of Stichting Regionaal Samenwerkingsverband voor Passend Voortgezet Onderwijs Eindhoven en Kempenland. RSV-PVO Eindhoven Kempenland includes the secondary schools in the municipalities of Bergeijk, Best, Bladel, Eersel, Eindhoven, Heeze-Leende (only those with the postcodes 5595 and 6029), Nuenen, Gerwen en Nederwetten, Oirschot, Reusel-De Mierden, Son en Breugel, Valkenswaard, Veldhoven and Waalre.

More information on e.g. the appeals mechanism can be found on [www.swveindhovenkempenland.nl](http://www.swveindhovenkempenland.nl)



**RSV PVO**

Regionaal  
Samenwerkingsverband  
Passend Voortgezet  
Onderwijs Eindhoven  
en Kempenland



The most up-to-date information on how to register for a school in the Eindhoven Kempenland region can be found on the website of the regional's partnership.